

LEXUS | 

GS F

---






|                         |       |
|-------------------------|-------|
| GS F                    | » P2  |
| REDEFINING EXHILARATION | » P26 |
| TAKUMI                  | » P48 |
| COLOURS                 | » P52 |
| SPECIFICATIONS          | » P56 |
| FEATURES                | » P57 |



*"I bought a 4-door sedan."  
When I told my father, he laughed.  
He used to be a racer.  
At first, he was just mocking me.  
But now sitting next to me,  
he's shooting a serious look at the race track.*





*We enter a different world when the needle passes 270km/h.  
It's the world my father used to live in.  
I try to follow his lead.  
But how far have I narrowed the gap between us?*





*This car can be pushed to my limits.  
To heights of pure driving pleasure both freely and safely.  
It never ceases to put a smile on my face.  
That's why its so good.*









*True driving appreciation comes from enjoying each journey.  
The essence of sports car driving rests beyond the confines of any race track.  
My father said this to me when I was a child.  
Now I understand what he means.*







*Its dual personality is captivating.  
Its refinement and uncompromising performance.  
The satisfaction that comes from living with a versatile sports  
sedan is uplifting.*







*Some people ask me:  
Why do I drive this car, even though I'm not a racer?  
Sure, I ask myself that too.  
But once the engine starts to roar, I'm transported into  
another world.*





*"I am impressed," my father said at the end of the day.  
In his voice I hear a sign of approval for a decision well made.  
I look at him in the mirror sitting in the back seat,  
and see the contented face of a racer, gazing into the distance.*





LEXUS  
**GS F**



|   |                     |        |
|---|---------------------|--------|
| 1 | <b>F PHILOSOPHY</b> | »» P26 |
| 2 | <b>GS F CONCEPT</b> | »» P28 |
| 3 | <b>DESIGN</b>       | »» P30 |
| 4 | <b>PERFORMANCE</b>  | »» P36 |
| 5 | <b>FEATURES</b>     | »» P42 |
| 6 | <b>SAFETY</b>       | »» P46 |

# REDEFINING EXHILARATION



## F PHILOSOPHY

*Lexus F: Race car-inspired engineering delivers pulse-quicken performance, in the most powerful statement of what a Lexus can be.*

The GS F is a bold expression of the F philosophy, built for uncompromising performance. The F philosophy was born from a pure passion for driving, the pursuit of exceptional performance with a unique Lexus perspective on extreme driver engagement, to deliver refinement with a razor-sharp edge. "F" takes its name from Fuji Speedway, the birthplace and home test track of the Lexus F high-performance division located near the base of Mt. Fuji. Here, on the Nürburgring, and challenging race tracks around the world, Lexus F tests and refines the limits of sports performance.

The development of all Lexus SPORT F models is based on the Lexus "F" pyramid.

The LFA supercar at its pinnacle embodies the ultimate driving experience. The GS F joins the RC F as core models incorporating numerous exclusive features that offer fun-to-drive, high-performance. The urban F SPORT models which form the base, inherit the "F" essence with exclusively-tuned suspension and additional refinements.

The GS F evolves the pedigree of the IS F, the original Lexus premium sports sedan, integrating advanced motorsport technologies to dramatically expand the experience of what a Lexus and "F" can be. And brings the exhilaration of "F" driving fun to a growing number of drivers.



# POWERED BY PASSION



## GS F CONCEPT

*Heart pounding performance puts a smile on the face of everyone who loves sports driving.*

The development of the GS F injected a race-bred approach to sports driving pleasure into a premium sports sedan, by deepening the three elements of "F" driving fun defined as 'Response', 'Sound' and 'Limitless Power Feel'.

In its future-focused expression of "F", the GS F evolves the technology and know-how embedded in "F" DNA, and blends them with the sophisticated refinement worthy of a premium sports sedan. It integrates core "F" assets, including the naturally aspirated 5.0-liter V8 engine, notable for its exhilarating power, outstanding smoothness and excellent response. It evolves ASC to generate a powerful aural thrill from both the engine and exhaust notes. It enhances the "F" driving pleasure

of an FR (Front engine, Rear wheel drive) sedan with front and rear suspension honed on the race track. And it integrates a host of advanced technologies such as TVD and VDIM with Sport Mode, to further enhance driving fun, on both city streets and the race track.

The design of the GS F embodies and evolves the "F" design identity in the functional beauty of the eye-catching exterior styling, and exclusive features in the cabin. With the distinctive presence of a premium 4-door sports sedan, it is a true successor to the pioneering spirit of the IS F.\*

\* ASC: Active Sound Control. TVD: Torque Vectoring Differential. VDIM: Vehicle Dynamics Integrated Management.



# DESIGNED FOR CONTROL



## DESIGN

*The uncompromising stance of Lexus "F" enriches a passion for pure driving pleasure.*

The GS F fuses leading-edge Lexus design with "F" DNA in a fresh expression of "F heritage and evolution". An intense focus on creating a functional beauty worthy of a premium sports sedan shaped an exterior that enhances aerodynamics and cooling performance, and integrates iconic "F" design elements.

Front on, the GS F exudes a powerful presence. The F-shaped motif in the grille mesh, exclusive F jet black plating of the grille molding, and wide, low-center-gravity stance of the front styling express a deepening of the "F" story.

From the side, the sharp top and bulging lines of the low-set front fenders hint at the V8 power. Their functional beauty smooths airflow, and contrasts with the hard surface of the front bumper sides. The iconic L-shaped cooling outlets are integral to the excellent aerodynamics and cooling performance. From the rear, the bumper lower garnish highlights the symbolic quad exhaust diffusers, and expresses the wide low stance. The use of glossy dark metallic paint on select exterior features, further accentuates the functional beauty of this premium sports sedan.







The "F" spirit is embedded in a cockpit dedicated to the enjoyment of sporting performance. Each element of the interface between car and driver has been honed to support outstanding control and response, and ultimately driving pleasure.

This focus is evident in the exclusive "F" design incorporated into the seats, meters, steering wheel and pedals. Slide into the high-back front sport seats, and the 'integrated foaming' structure optimizes the body support and holding performance required for sports driving. The ergonomic steering wheel which incorporates large paddle shift switches for racing gear changes, sporty shift knob and functional aluminum pedals, contribute to the heightened sense of

driver control.

Throughout the cabin, the choice of materials and colors accentuates the "F" sporting ambience. It imbues the three-color stitching on the steering wheel and shift lever, decorative Lexus rivets that recall the LFA supercar, and "F" emblem embedded in the steering wheel and seat headrests. The metallic dark silver paint gives a sharpness that expresses taut sportiness. The use of Alcantara helps suppress reflections on the meter hood and upper instrument panel, and provides slip resistance on the center console, palm rest and door trim. With its unique blend of craftsmanship and machined precision, the Japanese crafted Naguri-style aluminum trim provides a sophisticated "F" touch.



## EXTERIOR

*Evolving and enriching the "F" philosophy, with a blend of dynamic functionality and honed beauty, shaped a powerful eye-catching "F" design, worthy of a premium sports sedan.*



## INTERIOR

*In the sports focused cockpit, exclusive "F" sport elements enhance the interface between driver and car, to bring the thrill of sports driving to life.*



# TRUE RACETRACK PERFORMANCE



## PERFORMANCE

*From city streets to full immersion on the race track, the GS F delivers uninterrupted driving pleasure.*

In its exhilarating "F" performance, the GS F inherits and evolves the pursuit of "F" driving fun. Its development focused on the three core elements of "F" performance, 'Response', 'Sound' and 'Limitless Power Feel', which express the Lexus goal of sensory performance that touches the mind and body. The result is heart pounding performance that will make you smile, whenever and wherever you drive.

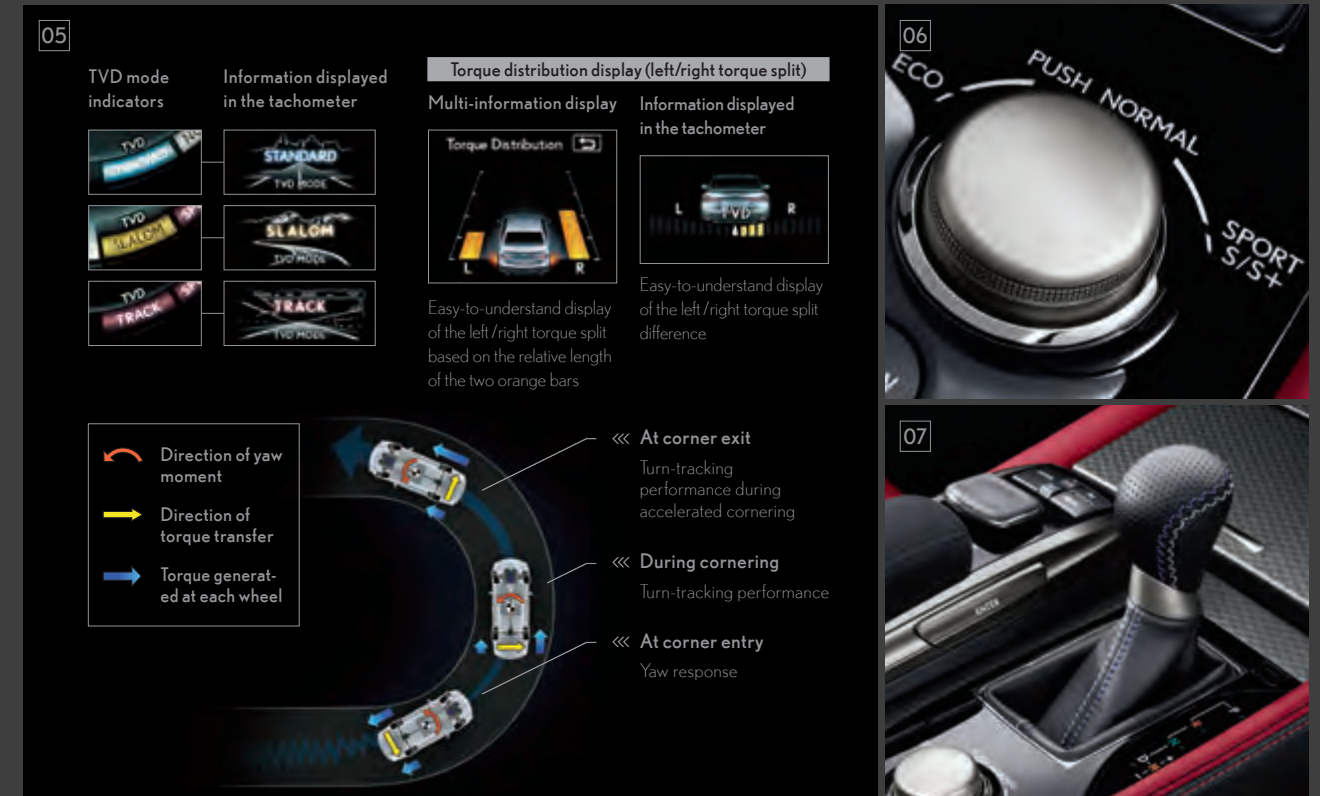

To achieve this driving pleasure, the GS F refines the fundamentals of performance, driving, turning and stopping, with the application of advanced technologies. The 'Limitless Power Feel' of accelerating as far as the accelerator pedal will travel is generated by the naturally

aspirated 5.0-liter V8 engine and 8-Speed SPDS. The sure vehicle 'Response' is heightened by the exclusive suspension and brakes tuned on the race track. The GS F further enhances the pleasure of the experience with the 'Sound' of ASC which adds an aural thrill to both the engine and exhaust notes.

To help you safely enjoy your racing experience on the track, the GS F integrates advanced technologies like TVD and VDIM with Sport Mode that further refine driver handling and control.\*

\* SPDS: Sport Direct Shift. ASC: Active Sound Control. TVD: Torque Vectoring Differential. VDIM: Vehicle Dynamics Integrated Management.





**01 / 5.0-liter V8 engine**

The powerful output and excellent response characteristics of the naturally aspirated 5.0-liter V8 engine generate a feeling of limitless acceleration and uninterrupted sports car driving pleasure each time you get behind the wheel. After assembly, each engine undergoes rotational balancing, helping to achieve a finish that further refines the characteristic smoothness and excellent response. It integrates advanced VVT-iE for outstanding fuel economy, power and responsiveness. The engine's D-4S and Atkinson Cycle contribute to outstanding fuel efficiency when cruising at normal speeds.\*1

**02 / ASC (Active Sound Control)**

ASC enriches the 'Sound' of "F" driving fun. In Sport S+ Mode, it electronically synthesizes an exhilarating 3-dimensional sound to supplement the engine sound and exhaust note based on engine speed, and distributes it through front and rear speakers in the cabin. In Sport S Mode, it outputs the exhaust note through the rear speaker.

**03 / Engine and brake cooling**

Brake cooling ducts integrated in the spindle grille are sandwiched by an engine oil cooler on the left and transmission oil cooler on the right. Together with the large radiator grille, they help to simultaneously achieve excellent cooling performance and aerodynamic efficiency.

**04 / VDIM with Sport Mode**

The VDIM advanced vehicle dynamics management technology provides integrated control of the ABS, TRC, VSC, and EPS to help stabilize vehicle behavior in various driving conditions. The system enables selection between four modes to match the driving situation, from city streets to the race track: Normal Mode provides smooth driving with a high degree of active safety under normal driving conditions. Sport Mode switches the control of VSC and TRC to enhance confident sports driving enjoyment on the race track. Expert Mode gives pro-active slide control to sports drivers to help assist spin reduction maneuvers, contributing to aggressive sporty driving with a margin of safety on the race track.\*2

**05 / TVD (Torque Vectoring Differential)**

For confidence-inspiring "F" driving, even on the race track, the GS F features an innovative TVD. The system efficiently distributes the appropriate amount of torque between the rear wheels regardless of whether the accelerator is depressed or not, to help control the vehicle's orientation while cornering. TVD has three driving modes to choose from to match the driving situation. 'Standard' realizes a refined balance in vehicle behavior between agility and stability while cornering. 'Slalom' emphasizes steering response, to realize the nimbleness of a small vehicle. 'Track' emphasizes consistent stable behavior during high-speed track driving, for accelerating out of corners with confidence.

**06 / Drive mode select**

Drive mode select provides integrated control of multiple systems to let you tune performance to suit your driving style. You can select and change between four modes: Normal, Eco, Sport S, and Sport S+ Modes.

**07 / 8-Speed SPDS (Sport Direct Shift)**

To boost driving pleasure, the advanced 8-Speed SPDS has a dual nature: an 8-speed automatic shifting mode with smooth gear changes for agile driving, and an 8-speed manual shifting mode for all-out sports driving. In D position with Sport S Mode, G AI-SHIFT selects the optimum gear and downshift pattern in response to input from a G force sensor; in Sport S+ Mode the downshifts are even quicker, for dynamic driving on the race track. In M position, it enables gear holding, as well as full lock-up shifting from 2nd through 8th gears.\*3

\*1 VVT-iE: Variable Valve Timing-intelligent by Electric motor.  
D-4S: Direct injection 4-stroke gasoline engine Superior version.  
\*2 VDIM: Vehicle Dynamics Integrated Management.  
ABS: Anti-lock Brake System. TRC: Traction Control System.  
VSC: Vehicle Stability Control. EPS: Electric Power Steering.  
\*3 AI: Artificial Intelligence.



**01 / Chassis**

A highly rigid chassis provides the foundation for the heart-pounding exhilaration and approachable fun of "F" sports driving. Its outstanding rigidity is the product of innovative production technologies including laser screw welding, laser welding and body adhesives. The addition of front and rear body braces with extra brace coupling points on the front, together with extensive spot welding, further contributes to the highly responsive and stable handling, as well as the refined ride comfort.

**02 / Front and rear suspension**

For dynamic high-performance "F" sports driving that feels right at home running a series of corners on the race track, the GS F is equipped with double wishbone front suspension and multi-link rear suspension. In addition to the use of exclusive components, each component was optimized for rigidity and layout. They were then honed under demanding conditions on race tracks around the world to ensure excellent steering response for exhilarating driving fun, together with outstanding ride comfort.



**03 / Forged aluminum wheels**

The large forged aluminum wheels fuse distinctive "F" craftsmanship with advanced weight-reduction technology. The sharp-looking spokes form a sophisticated layered design that is accentuated by the 3-dimensional finish.

**04 / Disc brakes**

To provide the powerful braking performance and high fade resistance required to race on the track, the large ventilated disc brakes feature integrated monoblock aluminum calipers and high-friction brake pads. With 6 opposed pistons on the front and 4 opposed pistons on the rear, the aluminum calipers contribute to both light weight and rigidity. Slots in the discs help keep the brake pads clean, while spiral fins contribute to the excellent cooling performance.\*

**05 / Aerodynamics**

The outstanding aerodynamics and driving stability of the GS F are the product of a relentless focus on optimizing the aerodynamics. Careful attention was paid to honing details, including the brake cooling ducts, air outlets in the rear of the front fenders that vent air from the engine compartment, front spats and CFRP (Carbon Fiber Reinforced Plastic) rear spoiler. This attention to detail extends to the underbody. Optimizing the engine and floor under covers and the position of aero stabilizing fins creates a smooth airflow under the floor from the front through to the rear.

**06 / CFRP rear spoiler**

The stylish rear spoiler fuses form with function, generating downforce that contributes to the excellent aerodynamics, while expressing the premium feeling of a Lexus "F" sports sedan in the distinctive use of CFRP.

\* The brake system is designed for high loads. Therefore, certain speeds, braking forces, and ambient conditions such as temperature and humidity may cause brake noise.

# PURE SOPHISTICATION



## FEATURES

*Functional beauty defines the essence of "F", honing the purpose, material and beauty of each element to shape a premium sports sedan.*

Sit in the cockpit of the GS F, and the benefits of prioritizing the functions required to be an "F" are immediately evident. The sports-focused environment fuses support for the intense pleasure and feeling of control for racing on the track, with the sophisticated comforts of a premium sports sedan that make daily driving a joy.

Each element directly linked to driving has been designed with "F" in mind. The 'integrated foaming' structure of high-back front sport seats optimizes the body support and holding performance required for sports driving. Together with the rear seats, they feature a distinctive sewing pattern and stitching that provide firm support, and exclusive

headrests with "F" emblem that express "F" driving performance. The feeling of sports driving control is enhanced by aluminum pedals that enable smooth and secure foot movement, and the ergonomic design of the steering wheel that helps support accurate control on the race track. Providing precise driving information, the content displayed on the large diameter TFT (Thin Film Transistor) tachometer changes with the drive mode selected.

The GS F also satisfies the practicalities required of a premium sedan. The center armrest in the rear seats folds down to reveal cupholders and convenient controls for rear seat passengers. The ample luggage space has a convenient trunk-through for carrying longer items.





**01 / Meters**

The "F" driving experience is communicated by the large central color TFT (Thin Film Transistor) tachometer, enclosed in a large-diameter ring machined from aluminum with a stainless steel finish that gives a deep metal luster. The design of the tachometer and the content it displays change with the drive mode selected, enhancing visibility and usability. The position of the information, and the size of fonts and indicators displayed were all fine-tuned to provide quick confirmation of vehicle performance in a glance.

**02 / Normal Mode**

In Normal Mode, the color TFT tachometer features large speed and shift selection displays in the center. The tachometer occupies 270 degrees of the dial, providing a wide scale that enhances visibility at all rpms.

**03 / Eco Mode**

The exclusive Eco Mode indicator encourages eco-friendly driving with a dynamic display of eco-driving status. The more aggressive the acceleration is, the less the blue indicator is displayed.

**04 / Sport S Mode**

As quick shifting is at the heart of sports driving, the larger shift selection display in the center is set above the speed display. A 3-stage rev indicator changes from yellow to orange to red to visually communicate shift timing to the driver.

**05 / Sport S+ Mode**

The meter switches to a bold simple design suited to race track action, with bar-style tachometer for heightened visibility, and shift selection, speed, water and oil temperature displays arranged in the center. The rev indicator is shown on both sides of the shift selection display.

**06 / Remote Touch Interface**

Simple operation that includes enter switches integrated on both sides and a back switch lets users interact intuitively with the navigation and audio systems on the 12.3-inch EMV display, for easy control of the systems.

**07 / Rear seats**

"F" DNA imbues the rear seats with premium sports quality and outstanding comfort. Taking design cues from the front seats, the distinctive sewing pattern and stitching provide firm body support, and the exclusive headrests integrate an "F" emblem.

**08 / EMV display**

A high-resolution, high-color definition 12.3-inch Electro Multi Vision (EMV) display allows for convenient operation and setting adjustments of a number of systems including audio, climate, telephone, navigation, etc. For greater convenience, all controls can be operated using switches on the sports steering wheel.

**09 / Aluminum pedals**

The slit pattern of the aluminum pedals contributes to excellent functionality during pedal operation. It helps to suppress foot slippage while supporting smooth and secure movement, contributing to the feeling of sporting control.

**10 / Color head-up display**

The large color head-up display projects a range of frequently checked driving information and warnings on the lower windshield glass in the driver's line of sight, requiring only a movement of the eyes to see it. In addition, two exclusive "F" Sport Mode displays show the tachometer and shift range or the shift range and rev indicator.

**11 / Luggage space**

Befitting a premium sports sedan, the ample trunk space easily accommodates 9.5-inch golf bags and sports bags. A trunk-through also enables the carrying of longer items. The wide-opening trunk lid ensures easy loading and unloading. The power trunk lid can be opened using a switch on the Electronic Key or in the instrument panel.

# YOUR PEACE OF MIND




## SAFETY

*At the heart of "F" driving fun is the peace of mind provided by a deep commitment to active and passive safety measures.*

The driving pleasure of "F" performance is enhanced by Lexus's advanced approach to safety that aims to support safe and confident driving, by helping to prevent accidents during normal driving and parking.

In the event of an accident, occupant protection is integrated into the core of the GS F, with a high rigidity body structure. Front, side and rear collision compatible structures are designed to help disperse crash energy, and a high-strength body frame to help suppress distortion of the cabin. Inside the cabin, ten SRS (Supplemental Restraint System) airbags help reduce the impact to occupants in a collision.



### 01 / Blind Spot Monitor System

When the quasi-millimeter-wave radars in the rear bumper detect vehicles in adjacent lanes that aren't visible in the door mirrors, the system activates an LED warning indicator in the relevant door mirror the moment a vehicle enters this blind spot.

### 03 / SRS airbags

The GS F features dual-stage SRS airbags (Front seats), SRS knee airbags (Front seats), SRS side airbags (Front and outboard rear seats), and SRS curtain shield airbags (Front and rear door windows).<sup>\*3</sup>

### 02 / Rear Cross Traffic Alert (RCTA)

To assist safe reversing, RCTA uses quasi-millimetre-wave radars in the rear bumper to detect approaching vehicles in difficult-to-see areas behind the vehicle. When an approaching vehicle is detected, RCTA alerts the driver using a buzzer and indicator in the relevant door mirror.





---

LEXUS  
TAKUMI

---

*The Lexus pursuit of perfection finds its finest expression in the master craftsmanship of the Takumi.*

---



Every Lexus is based on an uncompromising approach to creating premium automobiles. Inspired by our 'Yet' philosophy, we seek innovation in every facet of engineering through a sophisticated fusion of seemingly incompatible ideas such as 'high performance yet high fuel efficiency'. In addition, unique Lexus styling is born of our L-finesse design language, a fine balance of 'leading-edge' and 'finesse', which ensures every Lexus is not only captivating and luxurious, but also highly refined. Finally, every new Lexus model is also measured against a set of internal standards covering design, performance, specifications and

equipment, to ensure it is distinctive and worthy of the Lexus emblem.

This pursuit of perfection is evident at every stage of the manufacturing process. Every Lexus vehicle is created with a masterful skill and attention to detail inspired by both traditional artisanship and state-of-the-art engineering. For example, at the Tahara plant in Japan, precision components made using leading-edge digital technology are assembled and finished by master craftsmen called Takumi, whose technical expertise and sure senses are honed by decades of rigorous experience.

**THE MASTER CRAFTSMEN  
WHO MAKE A LEXUS A LEXUS**

There is no higher honour within the engineering ranks of Lexus than a Takumi, or Master Craftsman. Each is hand-selected for performing their craft more skillfully and artfully than the rest. Tasked with training and instilling pride in the thousands of engineers beneath them, this elite group of ten oversees every aspect of development at the Tahara plant. They think in terms of microns. Their margin for error, even less. Though Hirofumi Koga has a specially calibrated machine designed to identify imperfections in the dash, he prefers to use a far more reliable tool: By running his gloved hand over the surface, he can detect less than a millimetre of difference in the uniformity of the foam underneath. And he requires his team members be able to do the same.



**HIROFUMI  
KOGA**

*Master of Plastic Moulding,  
36 years of experience*



**MASANORI  
SUZUKI**

*Master of Vehicle Bodies,  
31 years of experience*



**EIJI  
GOTO**

*Master of Engine Parts,  
37 years of experience*



**YASUNORI  
MIYAMOTO**

*Master of Plastic Painting,  
29 years of experience*



**KATSUHIRO  
YAMAZAKI**

*Master of Vehicle Assembly,  
31 years of experience*



**MITSUKI  
YOSHIMURA**

*Master of Engine Casting,  
35 years of experience*



**ATSUNOBU  
WATANABE**

*Master of Engine Assembly,  
27 years of experience*



**HIDEYA  
SEGAWA**

*Master of Vehicle Inspections,  
35 years of experience*



**YOSHIO  
MATSUI**

*Master of Body Stamping,  
32 years of experience*

Eiji Goto has similarly impossible standards when it comes to scrutinising engine parts. His team members must memorise a list of 250 points to inspect. Sound daunting? That's only for one piece. These are just two of the 26,000 tasks you'll find in a Lexus plant. Each must be precisely demonstrated and described in exacting detail by a craftsman to receive certification. How much detail? Consider this: There's a 14-minute film on how to place a grommet correctly—a task that takes a mere two seconds.



**KIMIHIRO  
SAKAKIBARA**

*Master of Paint,  
32 years of experience*

---

EXTERIOR & INTERIOR  
COLOURS

*Projecting a powerful sporting presence,  
the highly distinctive exterior colors express the "F" lineage.  
In the cabin, the bold accent colors inject eye-catching  
"F" style into the sporty black-based interior.*

---



White Nova Glass Flake <083>



Dark Grey Mica <IG0>



Graphite Black Glass Flake <223>



Red Mica Crystal Shine <3R1>



Sonic Silver <1J2>



Sonic Titanium <1J7>



Heat Blue Contrast Layering <8X1>



19-inch aluminum wheels (Buffed)

<ALCANTARA>




Alcantara, Black



Alcantara, Black

<TRIM>



Naguri-style Aluminium

<COLOUR COMBINATIONS>

|     |                    | BLACK |
|-----|--------------------|-------|
|     |                    | 21    |
| 083 | WHITE NOVA G.F     | •     |
| 1J2 | SONIC SILVER       | •     |
| 1H9 | MERCURY GREY MICA  | •     |
| 1J7 | SONIC TITANIUM     | •     |
| 223 | GRAPHITE BLACK G.F | •     |
| 4W7 | LAVAL ORANGE C.S   | •     |
| 3R1 | RED MICA C.S       | •     |
| 8X1 | HEAT BLUE C.L      | •     |

## SPECIFICATIONS

| ENGINE                      | GS F  |
|-----------------------------|---|
| Engine Type                 | V8 Engine, 32-valve DOHC, Chain Drive with Dual VVT-i |
| Transmission Type           | 8-speed Automatic Transmission                        |
| Bore x Stroke               | 94.0 x 89.5 mm  |
| Displacement                | 4969 cc   |
| Compression Ratio           | 12.3 : 1  |
| Max. Output                 | 351 kW (470 bhp) / 7100 rpm                           |
| Max. Torque                 | 530 Nm / 4800 - 5600 rpm                              |
| Max. Speed                  | 270 km/h  |
| Acceleration (0-100km/h)    | 4.6 sec   |
| Fuel Consumption (Combined) | 11.3L/100km [8.8 km/L]                                |
| CO2 Emission                | 262g/km   |
| VES Banding                 | C2  |
| CHASSIS                     |   |
| Brake (Front)               | 380 mm Ventilated Disc                                |
| Brake (Rear)                | 345 mm Ventilated Disc                                |
| Suspension (Front)          | Double Wishbone                                       |
| Suspension (Rear)           | Multi-link  |
| Steering System             | Electric Power Steering                               |
| MEASUREMENTS                |   |
| Length                      | 4915 mm   |
| Width (with mirrors)        | 1845 mm   |
| Width (without mirrors)     | 2085 mm   |
| Height                      | 1440 mm   |
| Wheelbase                   | 2850 mm   |
| Tread (Front)               | 1555 mm   |
| Tread (Rear)                | 1560 mm   |
| Kerb Weight                 | 1825 - 1865 kg  |
| Gross Vehicle Weight        | 2320 kg   |
| Min. Ground Clearance       | 130 mm  |
| Min. Turning Radius (Tyre)  | 5.6 m   |
| Boot Capacity               | 520 L   |
| Fuel Tank Capacity          | 66 L  |



Note: Vehicles illustrated, specifications and equipment detailed in this specification sheet may vary. Lexus reserves the right to alter any details of specifications and equipment without notice. Please consult your Lexus sales consultant for details.

## FEATURES

| EXHILARATING PERFORMANCE   | GS F              |
|--|-------------------|
| Mashed Upper & Lower Radiator Grilles  | •                 |
| F Exclusive Steering Wheel   | •                 |
| Torque Vectoring Differential (TVD) System                                   | •                 |
| F Exclusive Multi-information Display (G-force, Lap Timer & TVD Meters)      | •                 |
| Drive Mode Select (ECO/Normal/Sport/Sport S+)                                | •                 |
| Paddle Shifters  | •                 |
| CFRP (Carbon Fiber Reinforced Plastics) Lower Grille Moulding & Rear Spoiler | •                 |
| Quad Exhaust Diffusers   | •                 |
| Orange Front & Rear Brake Calipers   | •                 |
| ULTIMATE COMFORT   |                   |
| Power Tilt and Telescopic Steering Column; Auto-away / Auto-return Function  | •                 |
| Auto Retractable Wing Mirrors with Memory                                    | •                 |
| Electrochromic (EC) Inside Rear View Mirror                                  | •                 |
| Original Factory-fitted F Sports Front Seats with Integrated Headrest        | Alcantara         |
| Front Seats with Lumbar Support, 8-way Power Adjustment & Memory             | •                 |
| Door Trim, Instrument Panel & Console Box                                    | Aluminium Etching |
| Dual- Zone Independent Climate Control                                       | •                 |
| Power Rear Sunshade  | •                 |
| Manual Rear Side Door Sunshade   | •                 |
| INTUITIVE TECHNOLOGY   |                   |
| SMART Key Entry System   | •                 |
| Bi-LED Triple 'L' Headlamps  | •                 |
| Auto-Levelling   | •                 |
| Daytime Running Lamps (LED)  | •                 |
| Cruise Control   | •                 |
| Electronic Power Steering (EPS)  | •                 |
| Lexus Remote Touch Interface   | •                 |
| Colour TFT Multi-information Display   | •                 |
| 12.3" Lexus Integrated Navigation System                                     | •                 |
| AUDIO & ENTERTAINMENT  |                   |
| USB / iPod Playback Function / AUX   | •                 |
| Mark Levinson Premium Surround Sound System with 17 Speakers                 | •                 |
| Phone Bluetooth  | •                 |
| 360° PROTECTION  |                   |
| 10 SRS Airbags   | •                 |
| Blind Spot Monitor (BSM)   | •                 |
| Rear Cross Traffic Alert (RCTA)  | •                 |
| Hill Start Assist Control  | •                 |
| Vehicle Dynamic Integrated Management System (EPS + VSC + ABS + TCS)         | •                 |
| Child Restraint System   | •                 |
| RIMS & TYRES   |                   |
| Michelin 255+ 275/35/ R19 Forged Aluminum Rims                               | •                 |
| Spare Tyre   | •                 |

All specifications, information and features are accurate at the time of printing and are subject to change without notice.



**BORNEO MOTORS (SINGAPORE) PTE LTD** | 33 LENG KEE ROAD SINGAPORE 159102 TEL: 66-31-1388

**LEXUS BOUTIQUE** | MON-FRI: 9AM TO 6PM SAT: 9AM TO 7PM SUNDAY & PUBLIC HOLIDAYS: 10AM TO 6PM

**LEXUS SERVICE CENTRE** | MON-FRI: 8AM TO 5PM SAT: 8AM TO 12PM CLOSED ON SUNDAY & PUBLIC HOLIDAYS

**[WWW.LEXUS.COM.SG](http://WWW.LEXUS.COM.SG)**